







Hardscape

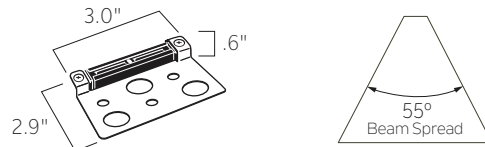
12V Integrated LED Hardscape, Deck, Step & Bench



1 LED Fixture (with Bracket) - 3" L

Finishes	AZT (shown), BBR, CO, GRY, SD, WHT				Additional Finishes
Color Temperature	2700K - Warm White		3000K - Pure White		
Item Number and Finish	15744 AZT27	15744 GRY27	15744 AZT30	15744 GRY30	BBR Bronzed Brass  CO Copper  GRY Textured Gray  SD Textured Sand  WHT Textured White 
	15744 BBR27	15744 SD27	15744 BBR30	15744 SD30	
	15744 CO27	15744 WHT27	15744 CO30	15744 WHT30	
Housing	Cast Aluminum, Cast Brass (BBR) or Copper-Plated Brass (CO)				
Power Usage at 12V AC Input VA and Watts	.19W, .28VA				
CRI	80+		80+		
Voltage Range	9V-15V AC/DC with no loss in output				
Light Source	1 integrated high-output LED with 3-step binning for color consistency. Tested to a Lumen Maintenance L70 of 40,000 hrs.				
Delivered Lumens & Efficacy	2700K = 8.4 lm 2700K = 44 lm/W		3000K = 8.6 lm 3000K = 45 lm/W		
Wiring	70" of usable #18-2, SPT-1W leads. Cable connectors supplied.				
Notes	Copper and brass will naturally patina over time. White finish has coordinating white color leads.				
Accessories	15716 SS (Stainless Steel) - 1 LED Flat Mount Bracket Mounting hardware included.				

Dimensions



Photometrics*

Mounting Height	0'	1'	2'	3'	4'
12"	8.65	1.1	.07	.03	.02
24"	2.08	.98	.3	.06	.04
36"	.95	.61	.3	.14	.06